

)RUW :RUWK ,QGSHQGHQW 6FKF
&DUWHU 3DUN (OHPHQWU\
,PSURYHPHQW 3ODQ



0 L V V L R Q 6 W D W H P H Q W

Okuukqp"Uvcvg o gpv

“We are Erasing the Opportunity Gap in our Community.”

9 L V L R Q

CAMPUS VISION

Our vision is to prepare and motivate our students for a rapidly changing world by instilling in them critical thinking skills, a global perspective, and a respect for core values of honesty, loyalty, perseverance, and compassion.

& R U H % H O L H I V

We believe equal access and opportunity to learn is the right of every student. School curriculum and instruction must be rigorous, relevant, engaging, and provide students with multiple options and opportunities for the future.

Vcdng"qh"Eqpvpgpvu

Comprehensive Needs Assessment	4
Demographics	4
Student Learning	5
School Processes & Programs	7
Perceptions	8
Priority Problem Statements	9
Comprehensive Needs Assessment Data Documentation	10
District Goals	12
District Goal 1: Increase the percentage of 3rd grade students who score at meets grade level or above on STAAR Reading from 34% to 47% by August 2024.	13
District Goal 2: Increase the percentage of 3rd grade students who score at meets grade level or above on STAAR Mathematics from 28% to 55% by August 2024.	18
District Goal 3: Increase the percentage of students graduating with a CCMR indicator from 43% to 48% by June 2024.	22
District Goal 4: Ensure all students have access to a safe, supportive and culturally responsive learning environment.	26
Campus Funding Summary	

& R P S U H K H Q V L Y H 1 H H G V \$ V V H V

Tgxkugf1Crrtqxgf<"Crtkn"3:."4245

Demographics

Fgoqitcrjkeu"Uwo o ct{

Our History

In 1955, the six acre site of Carter Park Elementary School was given to the Fort Worth Independent School District by the late Amon Carter, Amon Carter Jr. and Mr. Carter's daughter, Mrs. J. L. Johnson III. The school received its name from the land the Carter family gave the city along Sycamore Creek where the city developed Carter Park. The school site at the time was a cow pasture. By September, 1955, the pasture was transformed into a school by the moving of six temporary buildings, an office building and a building which was used as an auditorium and cafeteria combined. There were 220 children and 10 teachers when school opened the first year. Miss Ruth Workman was the principal who guided the school through its first school year. Carter Park currently serves over 500 students and has 32 classroom teachers.

Carter Park Elementary School is located in Southeast Fort Worth. Our current enrollment consist of 543 students 33 teachers and 11 support staff. Our campus

- HB3 Reading Academies

Student Learning

Uvwfgpv"Ngctpkpi"Uwo o ct{

Reading Percent Met BOY- to- MOY

projected Growth by Grade Level Reading Percent Met -BOY to -MOY" Projected Growth by Student Group (3/23)
 Math Percent MET BOY to MOY projected Growth by Student Group

Math Percent Met BOY to MOY by Grade Level

	MOY		BOY-to-EOY	
		% Met	All	% Met
KG		14		36
01		19		53
02		72		33
03		55		47
04		70		37
05		57		44
All		207		40

Uvwfgpv"Ngctpkpi"Uvtgpi vju

Pre K- 84% of Pre K students scored On Track on Circle Phonological Awareness in Spanish.

Pre K - 75% of Pre K students scored On Track on Circle Math in English

Pre K -70.5 of Pre K students scored On Track on Circle Math in Spanish

School suspension are below 2% at 1.1 for school year

School Processes & Programs

UejqqnRtqeguugu" ("Rtqite ou"Uwo o ct{

Perceptions

Rgtegrvkpu"Uw o o ct {

3 U L R U L W \ 3 U R E O H P 6 W D W H P 1

Rtqdnq o "Uvcvg o gpn"3: 2022-2023 Campus attendance continues to fall below the Average Daily Attendance Rate of 94.8%.

Tqqv"Ecwug"3: Increased student absences in primary grade levels due to illnesses. Second highest percentage of attendance concerns are our Homeless population and students on Affidavit of Residency . These student are chronically absent and tardy.

& R P S U H K H Q V L Y H 1 H H G V \$ V V H V V P H Q V

The following data were used to verify the comprehensive needs assessment analysis:

K o r t q x g o g p " R u c p p l p i " F e v e

Uvwfgpv"Fcvc<Dgjcxkqt"cpf"Qvjgt"kpfkcvqtu

- Attendance data
- Mobility rate, including longitudinal data
- Discipline records
- Student surveys and/or other feedback
- Enrollment trends

G o r n q { g g " F c v c

Professional learning _

og

' L V W U L F W * R D O V

Fkuvtkev" I qcn"3< Increase the percentage of 3rd grade students who score at meets grade level or above on STAAR Reading from 34% to 47% by August 2024.

Uejqqn"Rgthqt o cpeg"Qdlgevkg"3< *Increase the percentage of PK students who score On Track on Circle Phonological Awareness in English from 52% to 67% by May 2024.

*Increase the percentage of PK students who score On Track on Circle Phonological Awareness in Spanish from 95% to 97% by May 2024.

*Increase the percentage of PK English students or the student group that is most marginalized by instruction on our campus (gender, race, program, other) from 50% to 67% by May 2024.

JD5" Fkuvtkev" I qcn

Gxcnwvkvqp" Fcvc"Uqwtegu< Circle Data Reports, classroom observations and feedback and weekly formative assessments

Uvtcvgi {"3< Ensure direct and explicit daily instruction through the implementation of the FWISD Literacy/Bi-literacy Framework Creative Curriculum ensuring Fundamental Four to improve fluency and literacy comprehension in all PreK-5 classrooms through professional learning sessions, planning, materials, and extended day.

Uvtcvgi {u"Gzrgevfg" Tguwvkv o rcev< 100% of literacy lesson plans and classroom observations will be grounded in explicit instruction based in the Science of Teaching Reading.

Uvchh" Tgurqpukdng" hqt" Oqpkvqtkpi< Instructional Leadership Team, Early Childhood, Instructional Coach

Vkvng"K<

2.4, 2.6





- **VGC"Rtkqtkvkgu<**

Recruit, support, retain teachers and principals, Build a foundation of reading and math

- **GUH"Ngxgtu<**

Lever 1: Strong School Leadership and Planning, Lever 5: Effective Instruction

- **Vctigvgf"Uwrrqtv"Uvtcvgi { - Tguwvkv" Ftlxgp" Ceeqwpvcdknkv{**

Cevkqp"Uvgr"3" Fgvcknu	Tgxkgyu			
<p>Cevkqp"Uvgr"3< Primary teachers will provide Tier I instruction for all Early Childhood students in English and Spanish using district approved Creative Curriculum.</p> <p>kpygpfgf"Cwfkpeg< Early Childhood Teachers and support staff</p> <p>Rtqxkfgt"l"Rtgugpvg"l"Rgtuqp" Tgurqpukdg< Instructional Leadership Team</p> <p>Fcvq*u+"l"Vko ghtc og< August 2023-May 2024</p> <p>Eqmcdqtcvki" Fgrctv ogpvu< Literacy, Bilingual and Early Childhood,</p> <p>Fgnkxgt{"Ogvjqf< Daily Tier I instruction, Weekly Assessments, and Quarterly Assessments. Circle Assessment</p> <p>Hwpfkpi"Uqwtegu< Instructional Supplies - Title I (211) - 211-11-6399-04E-111-30-510-000000-24F10 - \$2,500</p>	Hqt o cvkxg			Uw o o cvkxg
	Pqx	Lcp	Oct	Lwpg
	Empty cells for data			
<div style="display: flex; justify-content: space-around; align-items: center;"> <div style="text-align: center;">  No Progress </div> <div style="text-align: center;">  Accomplished </div> <div style="text-align: center;">  Continue/Modify </div> <div style="text-align: center;">  Discontinue </div> </div>				

Fluvtkv" I qcn"3 Increase the percentage of 3rd grade students who score at meets grade level or above on STAAR Reading from 34% to 47% by August 2024.

Uejqqn"Rgthqt o cpeg"Qdlgevxg"4 *Increase the percentage of Kindergarten - Grade 3 students who Meet or Exceed grade level expectations on key MAP Fluency indicators in English from 45% to 53% by May 2024.

% to 56% by May 2024.

*Increase the percentage of Spanish Kindergarten - Grade 3 students who Meet or Exceed grade level expectations on key MAP Fluency indicators in Spanish

Cevkqp"Uvgr"3" Fgycknu

Tgxkg y u

Cevkqp"Uvgr"3<

Fkvtkev" I qcn"3 Increase the percentage of 3rd grade students who score at meets grade level or above on STAAR Reading from 34% to 47% by August 2024.

Uejqqn"Rgthqt o cpeg"Qdlgevkg"5 *Increase the percentage of RP Kindergarten through Grade 5 students who meet or exceed projected growth on MAP Growth Reading in English from 49% to 60% by May 2024.

*Increase the percentage of Kindergarten through Grade 5 students who meet or exceed projected growth on MAP Growth Reading in Spanish from 44% to 60% by May 2024.

*Increase the percentage of ED students or group that is most marginalized by instruction on our campus (gender, race, program, other) from 44% to 60% by May 2024.

JD5" Fkvtkev" I qcn

Gxcnwvkkqp" Fcvc"Uqwtegu NWEA MAP Growth Reports, Targeted small group instruction, Assessments, PLC's, Data Meeting, Walkthroughs and Coaching conversations to increase student performance

Uvtcvgi { "3 Ensure PLCs are regularly scheduled to actively develop engaging and rigorous lessons based upon student needs with district-approved resources (Amplify/SAVVAS/Estrellita/Esperanza/Lunita/Escalera/Lexia/Neuhaus, Think Up) and data with K-5 grade teachers using the gradual release model and assessment aligned with FWISD curriculum.

Uvtcvgi {u" Gzrgevfg" Tguwnvko rcev Increase students overall performance level by one progress measure through Tier I Instruction

Uvchh" Tgurqpukdng" hqt" Oqpkvqtppi Teachers, Instructional Coach, Data Analyst, Inclusion and Campus Administrators

Vkvng" K

2.4, 2.6

- **GUH" Ngxgtu**

Lever 1: Strong School Leadership and Planning, Lever 5: Effective Instruction

Cevkqp"Uvgr"3" Fgvcknu	Tgxkg yu
Cevkqp"Uvgr"3 Provide opportunities for computer based accelerated instruction , and small group instruction for all students to increase overall student performance in Reading. TELPAS, STAAR and Lexia Core 5 kpvpgfgf" Cwflgpeg Students, Teachers and Instructional Leadership Team	

Fluvtker" I qen"4 Increase the percentage of 3rd grade students who score at meets grade level or above on STAAR Mathematics from 28% to 55% by August 2024.

Uejqqn"Rgthqt o cpeg"Qdlgevkxg"3 Increase the percentage of Spanish PK students who score On Track on Circle Math from 84% to 95% by May 2024. Increase the percentage of RP students or the student group that is most marginalized by instruction on our campus (gender, race, program, other) from 76% to 85% by May 2024.

JD5"Fluvtker" I qen





Gxcnwckqp"Fcvc"Uqwtegu Circle Math Assessments, Data Reports, classroom observations and feedback and weekly formative assessments

Uvtevgi {"3 Improve Tier 1 Math instruction using Creative Curriculum, manipulatives and resource to increase achievement and learning outcomes by

Fluvtkv" I qcn"4 Increase the percentage of 3rd grade students who score at meets grade level or above on STAAR Mathematics from 28% to 55% by August 2024.

Uejqqn"Rgthqt o cpeg"Qdlgevixg"4 Increase the percentage of Spanish Kinder students who score On Track on TX-KEA Math from 52% to 72% by May 2024.

Increase the percentage of English (RP) students or the student group that is most marginalized by instruction on our campus (gender, race, program, other) from 0% to 50% by May 2024.

Cevkqp"Uvgr"4"Fgvcknu	Tgxkg y u			
<p>Cevkqp"Uvgr"4< Increase the rigor in core content areas with accelerated instruction for all Economically Disadvantage students.</p> <p>kpvpgfgf"Cwfkppeg< Campus Literacy, Math and Science Teachers</p> <p>Rtqxkfgt"l"Rtgugpygt"l"Rgtuqp"Turqpukng< Classroom Teachers, ILT, and Tutor</p> <p>Fcvg*u+"l"Vko ghtc og< August 2023- May 2024</p> <p>Eqmcdqtcvki"Fgrctv ogpvu< Math and Literacy</p> <p>Fgnkxgt{"Ogvjqf< Daily Tier I instruction</p>	Hqt o cvkxg			Uw o o cvkxg
	Pqx	Lcp	Oct	Lwpg
<div style="display: flex; justify-content: space-around; align-items: center;"> <div style="text-align: center;">  No Progress </div> <div style="text-align: center;">  Accomplished </div> <div style="text-align: center;">  Continue/Modify </div> <div style="text-align: center;">  Discontinue </div> </div>				

Fluvtkv" I qcn"5 Increase the percentage of students graduating with a CCMR indicator from 43% to 48% by June 2024.

Uejqqn"Rgthqt o cpeg"Qdlgevkg"3 Increase the percentage of 3-5 grade students scoring at MEETS or above on STAAR Reading from 25% to 55% by May 2024.

Increase the percentage of Hispanic students from 26% to 55% by May 2024.

Jki j"Rtkqtkv{

Rtqxkfgt"l"Rtgugpvg"l"Rgtuqp"Turqpukdg Instructional Leadership Team

Fcyg*u+"l"Vko ghtc o g August 2023-2024

Eqmcdqtcvki"Frctv o gpvu Bilingual, Literacy, Math, Dyslexia, SPED

Fkvtkev" I qcn"5 Increase the percentage of students graduating with a CCMR indicator from 43% to 48% by June 2024.

Uejqqn"Rgthqt o cpeg"Qdlgevkg"4 Increase the percentage of 3-5 grade students scoring at MEETS or above on STAAR Math from 25% to 55% by May 2024.

Increase the percentage of Economically Disadvantage students from 22% to 55% by May 2024.

Jki j"Rtkqtkv{

JD5" Fkvtkev" I qcn

Gxcnwcvkqp" Fvc"Uqwtegu STAAR Math Data Reports

Uvtcvgi{"3 Implement high quality Tier I instruction in Math using Eureka and FWISD approved supplemental resources.

Uvtcvgi {u" Gzrgevfg" Tguwnvko rcev 100% of Math lesson plans and classroom observations will demonstrate systemic Tier 1 instruction 90% of lesson planned will identify scaffold supports for all students.

Uvchh" Tgurqpukdng" hqt" Oqpkvqtkpi Instructional Leadership Team

Vkvnq" K

2.4, 2.6

- **VGC" Rtkqtkvkgu**

Build a foundation of reading and math

Cevkqp" Uvgr" 3" Fgvcknu

Tgxkg y u

Cevkqp" Uvgr" 3 Build teacher instructional capacity to plan and implement explicit/systemic Tier 1 instruction in Math differentiated and scaffold supports for all students. Check for understanding with TEKS supplemental resource materials. Think Up Math Grades 3-5

Kpvpg fgf" Cwfkppeg Classroom teachers

Rtqxifgt" Rtgugpygt" Rgtuqp" Tgurqpukdng Math Department/Coach, Administrators, Instructional Coach, Data Analyst

Fcvg* u+ " Vko ghtc o g August 2023- May 2024

Eqmcdqtcvkpi" Fgrctv o gpvu FWISD Math department and Coach

Fgnkxgt { " Ogvjqf Lesson Rehearsals, PLCs and Data meetings

Hwpfkpi" Uqwtegu Think Up Curriculum Supplemental Resources - Title I (211) - 211-11-6399-04E-111-30-510-000000-24F10

Uvtcvgi {}u"Gzrgevfg" Tguwnvlk o rcev< All instructional staff will be trained in interpreting data and planning lessons to meet targeted TEKS for student mastery.

Uvchh" Tgurqpukdng" hqt" Oqpkvqtkpi< Instructional Leadership Team, Data Analyst, Instructional Coach and Teachers

Vkvg" k<

2.4, 2.6

- VGC" Rtkqtkvkgu<

Build a foundation of reading and math, Improve low-performing schools

- GUH" Ngxgtu<

Lever 5: Effective Instruction

Cevkqp" Uvgr" 3" Fgycknu

Tgxkgy u

Cevkqp" Uvgr" 3<

Fkuvtker" I qer"6 Ensure all students have access to a safe, supportive and culturally responsive learning environment.

Uejqqn"Rgthqt o cpeg"Qdlgevkg"3 Increase the overall attendance rate from 93% to 97% for all students by May 2024.

JD5" Fkuvtker" I qer

Gxcnwcvkqp" Fcvc"Uqwtegu Attendance Report, Attendance Recovery Report, MTSS and Report Card

Fkuvtkv" I qcn"6 Ensure all students have access to a safe, supportive and culturally responsive learning environment.

Uejqqn"Rgthqt o cpeg"Qdlgevkg"4 Increase the number of student and parent engagement activities during and outside of regular school hours, as evidenced by participation in key strategic events and programs from 5 to 7 by May 2024.

JD5" Fkuvtkv" I qcn

& D P S X V) X Q G L Q J 6 X P P D U \

Vknv"K"*433+							
Fkvtkev I qcn	Uejqqn Rgthqt o cpeg Qdlgevxxg	Uvtcvgi {	Cevkqp Uvgr	Tguqwtetu" Pggfgf	Fguetkrvkqp	Ceeqwpv"Eqfg	Co qwpv
1	1	1	1	Instructional Supplies	Supplies and materials M for instructional use	211-11-6399-04E-111-30-510-000000-24F10	\$2,500.00
1	2	1	1		Tutors with degree or certified	211-11-6117-04E-111-30-510-000000-24F10	\$5,000.00
1	2	1	1		Extra duty pay for tutoring after hours (Teacher)	211-11-6116-04E-111-30-510-000000-24F10	\$15,000.00
1	2	1	1		Snacks or incentives for students	211-11-6499-04E-111-30-510-000000-24F10	\$3,000.00
1	3	1	1		Supplies and materials for instructional use	211-11-6399-04E-111-30-510-000000-24F10	\$15,500.00
1	3	1	1	Computer Lab Teacher	Computer Lab Assistant	211-11-6129-04U-111-30-510-000000-24F10	\$27,000.00
3	1	1	1	Data Analyst	Data Analyst	211-13-6119-04E-111-30-510-000000-24F10	\$78,595.06
3	2	1	1	Think Up Curriculum Supplemental Resources	Supplies and materials for instructional use	211-11-6399-04E-111-30-510-000000-24F10	\$2,500.00
3	2	2	1		Subs for professional development	211-11-6112-0PD-111-30-510-000000-24F10	\$2,500.00
4	1	1	1		Extra duty for family engagement activities after hours	211-61-6116-04L-111-30-510-000000-24F10	\$3,000.00
4	1	1	1		Snacks for parents to promote participation	211-61-6499-04L-111-30-510-000000-24F10	

Fkvtkev I qcn	Uejqqn Rgthqt o cpeg Qdlgevkg
--------------------------	--

URGF"3;;"RKE"45+

Flkvtkev I qcn	Uejqqn Rgthqt o cpeg Qdlgevkg	Uvtcvgi {	Cevkqp Uvgr	Tguqwtegu"Pgfgf	Fguetkrvkqp	Ceeqwpv Eqfg	Co qwpv
							\$0.00
Uwd/Vqvcn							\$0.00
Dwf igvgf"Hwpf"Uqwteg"Co qwpv							\$3,038.00
-1/"Fkhgtgpeg							\$3,038.00
I tcpf"Vqvcn"Dwf igvgf							\$174,769.06
I tcpf"Vqvcn"Urgpv							\$171,328.06
-1/"Fkhgtgpeg							\$3,441.00